


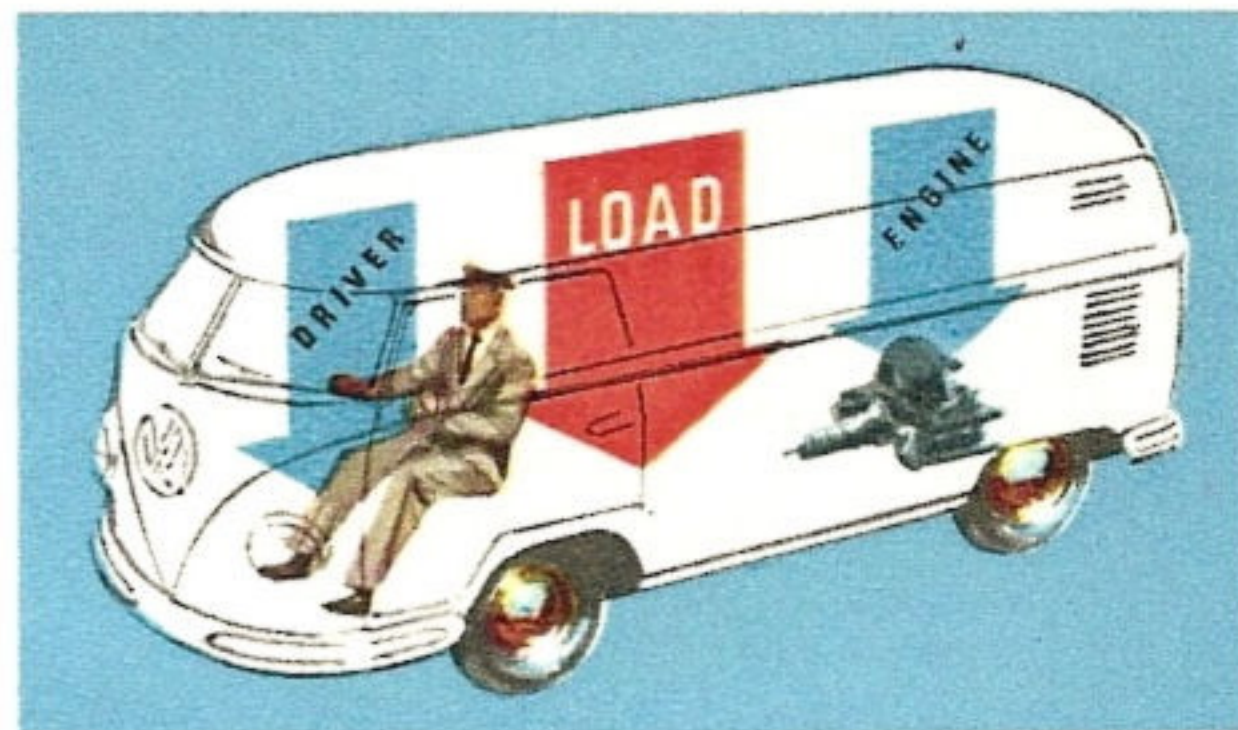
The Volkswagen Transporters

**HARRAH'S AUTOMOTIVE LIBRARY
RENO, NEVADA**



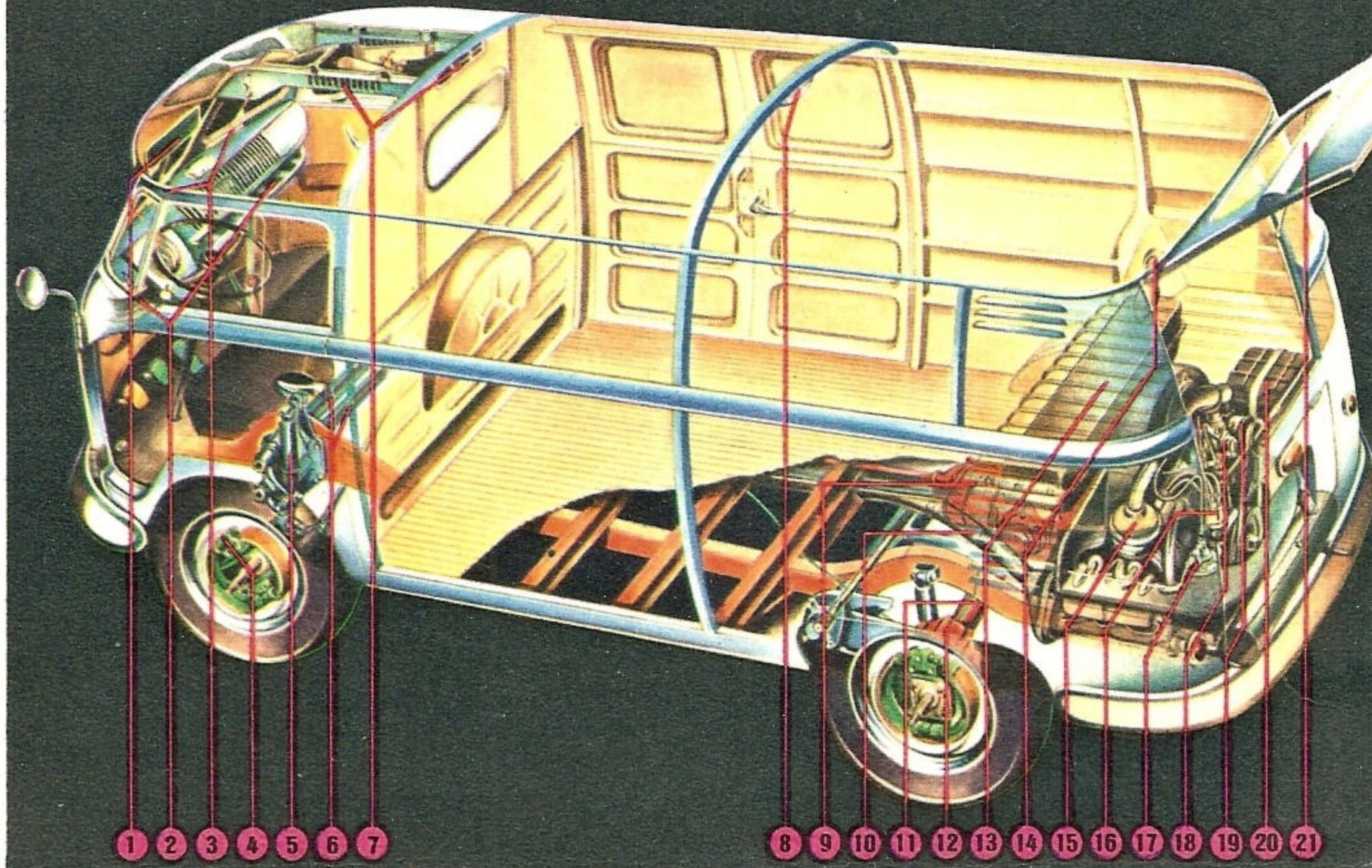
Loading capacity increased to 170 cu. ft. plus cab which seats three.

Weight is perfectly distributed, with driver in front, engine in the rear and load in the middle, thereby achieving smoothest riding.



Large panels offer an effective advertising medium.

- 1 Sun visor
- 2 Instrument panel shelf
- 3 Defroster vents
- 4 Brake wheel cylinder
- 5 Telescopic shock absorber
- 6 Torsion bars
- 7 Ventilator
- 8 Loading compartment lamp
- 9 Transmission
- 10 Flexible heater pipe
- 11 Rear axle
- 12 Spur reduction gearing
- 13 Fuel tank
- 14 Fuel tank filler
- 15 Oil bath air cleaner
- 16 Distributor
- 17 Fuel pump
- 18 Carburetor
- 19 Generator
- 20 Battery
- 21 Rear flap



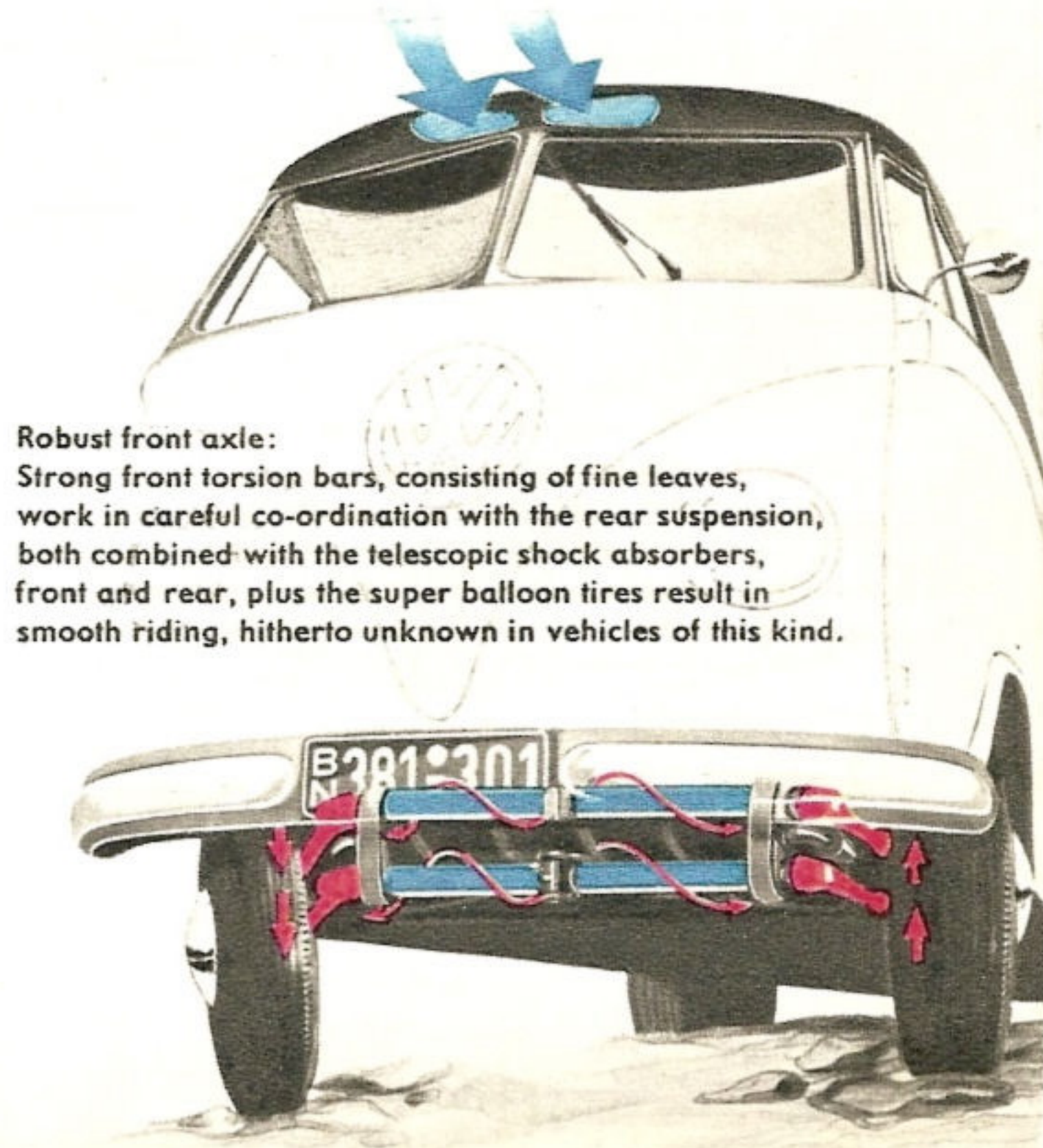
1 2 3 4 5 6 7

8 9 10 11 12 13 14 15 16 17 18 19 20 21




The 36 S.A.E. h.p. air-cooled VW engine with four horizontally opposed cylinders. In more than a hundred countries, over a million of these remarkable engines are giving untiring service.

The Volkswagen Transporters are the most popular line of commercial vehicles in their class. Within a short time, more than a hundred thousand of them have been purchased by cost-conscious businessmen, because of their perfect design which both reduces operating costs and offers the utmost in dependable low-cost transportation. Everywhere one can hear people remark "ridiculously low operating cost," "Every detail is so cleverly thought out," "absolute dependability in any weather," "handling is so easy," "a splendid advertising medium."



Robust front axle:
Strong front torsion bars, consisting of fine leaves, work in careful co-ordination with the rear suspension, both combined with the telescopic shock absorbers, front and rear, plus the super balloon tires result in smooth riding, hitherto unknown in vehicles of this kind.

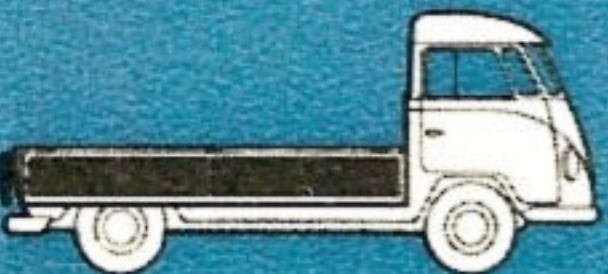
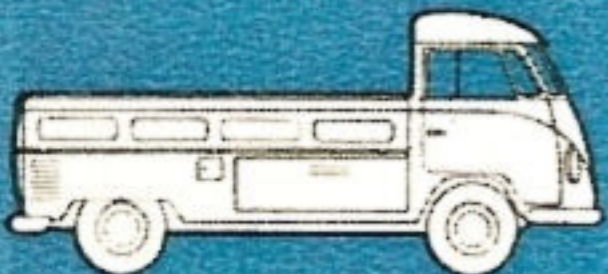




Multipurpose instrument with adjustable light, two-spoke steering wheel, conveniently located switches, ash-tray, radio grille, full-width shelf underneath the dashboard; master key for doors, ignition and starter, switch for light in loading compartment.

As a result of everyday experience, one detail after another has been further developed, which has rendered the VW Transporters even better fit for any kind of job. Large side-opening double doors are ideal for quick loading and unloading at street level. A wide rear flap makes for convenient loading and unloading direct from a platform. The cab is equipped with a new special ventilation and heating system, thus offering the comfort of a passenger car. The inlet at roof level – well above street level – permits fresh air to enter both the cab and the loading compartment or either of the two. The amount of fresh air is easily regulated in five stages; this ventilation system is so effective that the total amount of air can be renewed once a minute.

The wide range of Volkswagen Transporters:

- Volkswagen Pick-up
- Volkswagen Delivery Van
- Volkswagen Kombi
- Volkswagen Micro Bus
- Volkswagen Micro Bus De Luxe
- Volkswagen Ambulance




Drop panels and roll-up tarpaulin facilitate loading operations on the nimble VW Pick-up.



The Volkswagen Pick-up

65 sq. ft. of floor space!


The platform at truck-loading level has 45 sq. ft. of unobstructed floor space; a dust and waterproof lower compartment between the axles provides an extra 20 sq. ft. of floor space and can be locked.



Tarpaulin, complete with bows, is optional and is supplied at extra cost.


The ideal general-purpose, light-duty truck for quick hauling and delivering. Its floor is at loading-platform level for fast loading and unloading with mechanical handling equipment. Fragile or valuable items can be stowed in the lockable lower compartment – the best-sprung part of the vehicle – safe from pilferage or jolts. Driver's comfort in the roomy three-seater cab is ensured by built-in heating and the special, adjustable ventilation system. Further ventilation is provided by sliding and pivoting windows in the doors. The Volkswagen Pick-up hauls 1764 lbs. of pay load at 50 m.p.h. – being maximum and cruising speed – and runs 30 miles on an Imp. gallon of fuel.







The Volkswagen Delivery Van

Loading capacity has been increased to 170 cu.ft. or 1830 lbs. The large-sized rear flap and wide double side doors combine to speed up loading and unloading.




Loads are cradled between the axles. The location of the driver in front and the engine in the rear results in ideal weight distribution. The interior is kept dry and dustfree due to the welded all-steel body and sponge-rubber insulation. Extreme temperatures and condensation are avoided by the adjustable ventilation

system, which renews the air once a minute. The rear flap facilitates loading of goods of unusual length. Heavy reinforcements protect the panels against damage. Lamp for loading compartment. The deep-cushioned driver's seat and unobstructed vision ensure driving comfort. Heat and ventilation can be regulated at discretion.

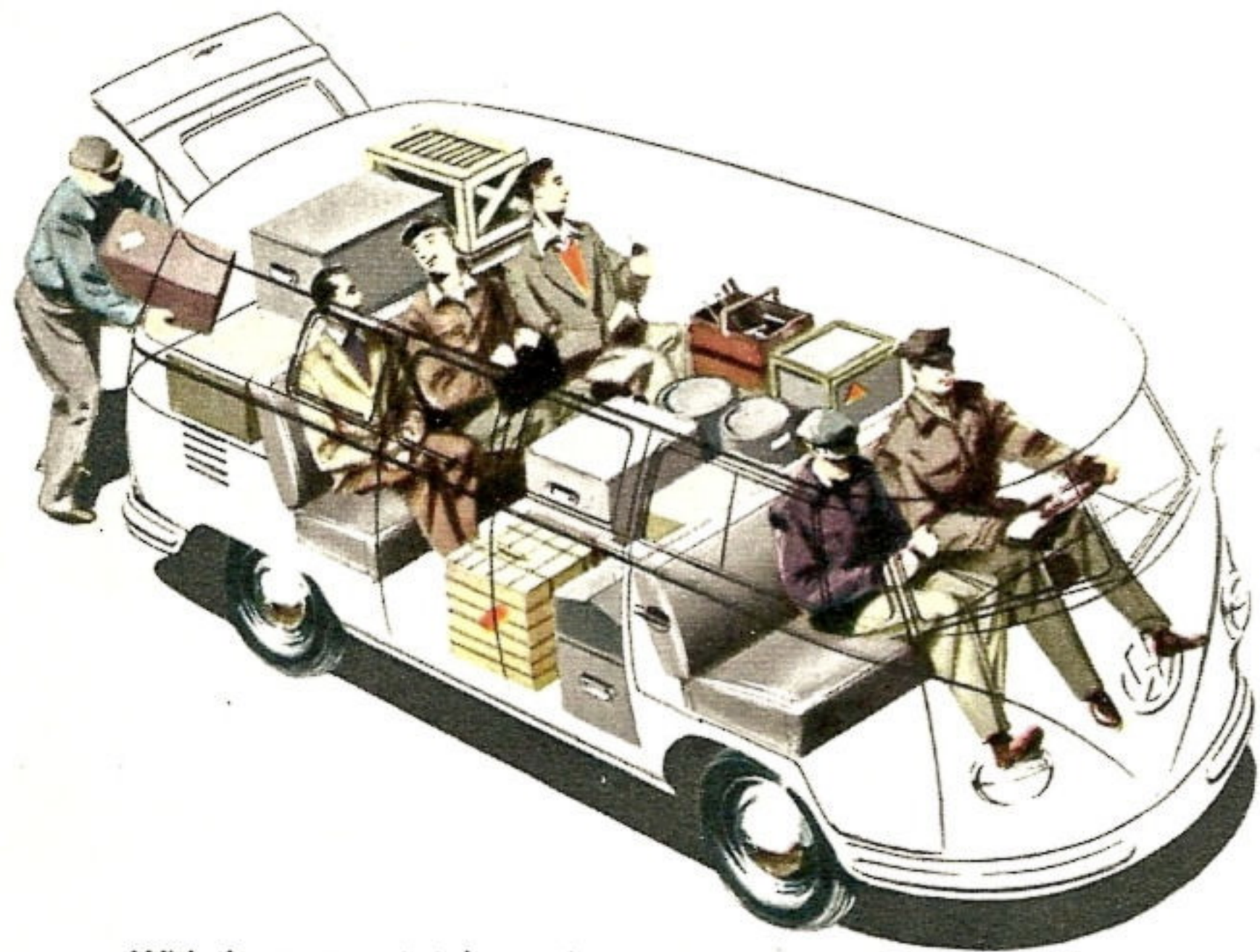


Manifold experience of Volkswagen owners shows that the loading compartment lends itself readily to adaptation for specific business requirements.




The Volkswagen Kombi

The multipurpose Kombi
is a truly versatile vehicle.




With the rear seats taken out, the Volkswagen Kombi still seats 6 persons comfortably and leaves the larger part of its space available for the storage of goods or luggage.

Many firms make use of the VW Kombi for a variety of purposes, e.g. (1) as a light delivery van with a large and well-lighted loading space; (2) as a comfortable eight-passenger car with a large luggage compartment accessible from the rear without disturbance to the passengers. The deep-cushioned central and rear seats can be removed and replaced instantly; (3) as a combined vehicle for simultaneous transportation of passengers and goods. The interior appointments of the Kombi are in keeping with its dual purpose of carrying passengers and goods. The interior trimming is designed for quick and easy cleaning.



The wing nuts can be unscrewed without effort for easy removal of the seats.




The Volkswagen Micro Bus

This eight-passenger bus is actually a roomy passenger car. It is already a great favourite with firms of every kind, hotels, and air lines for shuttle service to and from stations, airports, etc. It is also popular among travel agencies and "Drive-Yourself" companies.


HARRAH'S AUTOMOTIVE LIBRARY RENO, NEVADA

There are no folding seats in the VW Micro Bus. All passengers can relax in roomy, deep-cushioned seats. The re-designed large-sized luggage compartment holds 16 suitcases. Due to the rear flap, luggage can be stowed from the rear without disturbing passengers.




Easy access
to each seat.

Ample ventilation, usually a problem in buses, is supplied by the overhead air-conditioning system which can be regulated to suit every requirement. Additional ventilation is provided by pivoting and sliding windows in the driver's cab and swing-out windows in the rear.




While the passengers are getting in, the driver or a porter, owing to the rear flap, is able to stow away their luggage through the rear.



**The Volkswagen
Micro Bus De Luxe**

This handsome vehicle, resplendent in its artistic two-tone finish and chromium-plated mouldings, which emphasize its sweeping lines, attracts attention wherever it goes.

Windows all-round give visibility in every direction! Even the side panels of the roof are fitted with anti-dazzle safety glass. Passengers can have any amount of fresh air they may want, free from draft, by opening the pivoting, sliding or swing-out windows, but best of all by means of the special overhead ventilation



The appointments of cab and instrument panel harmonize perfectly with the appearance of the entire vehicle.

system with its five-stage adjustment. The sun roof – being standard equipment – opens with one movement, giving passengers the full benefit of balmy sunshine. When closed, the sun roof protects them from heat and in cold weather preserves the cosy warmth radiated by the heating system. The smooth suspension,



the attractive and comfortable seats, deep carpeting, the sound-insulating trimmings of side-wall and ceiling, interior lighting, the shelf in front of the central seats, in short, all details of the luxurious equipment of this appealing and purposeful vehicle guarantee its popularity throughout the year.



Such small but important details as hand rails and ash-trays within easy reach of every seat reveal how much thought has been devoted to designing the Micro Bus De Luxe.



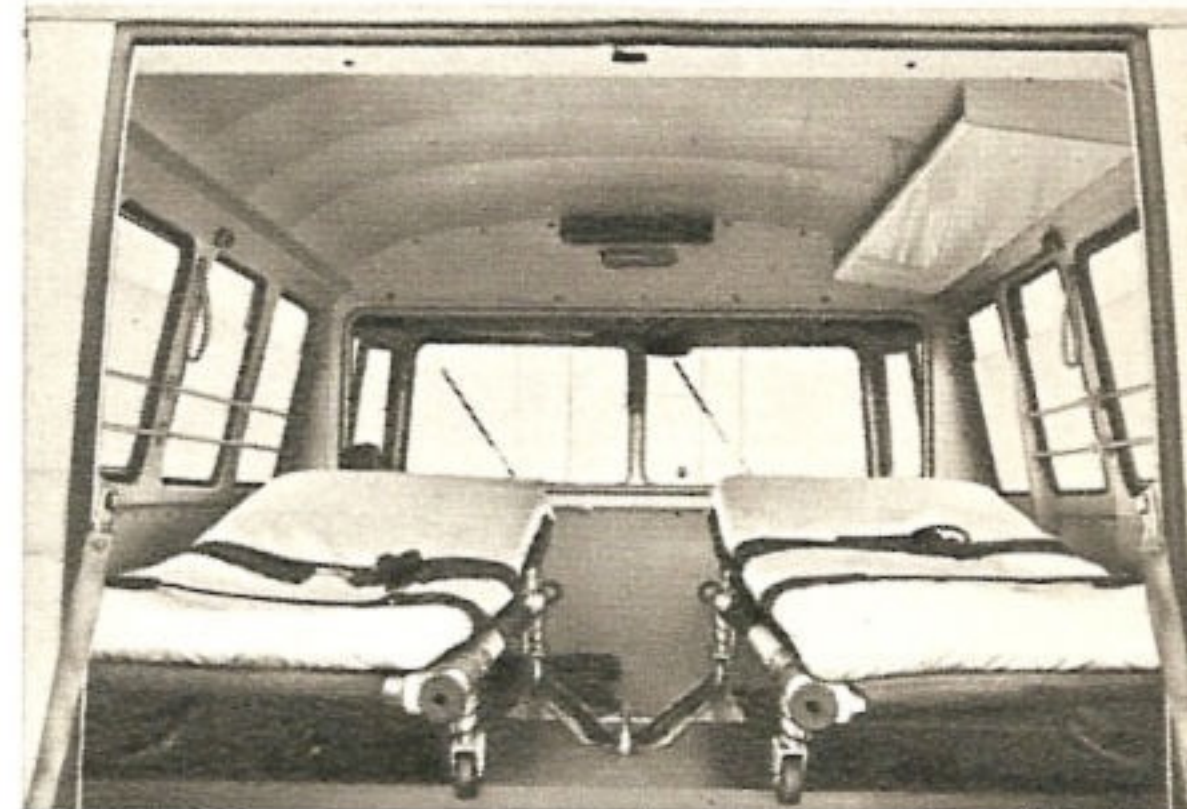
The Volkswagen Ambulance

In addition to all the advantages inherent in every VW Transporter model, the Ambulance, as a special-purpose vehicle, is so cleverly designed and appointed that it is winning new laurels every day. It renders untiring and dependable 24-hour service to countless hospitals as well as public and private institutions.



The portable chair makes transport over narrow stairs easier. Both the stretchers and chair slide, on rails, smoothly into place. The running board facilitates entry of the patients.

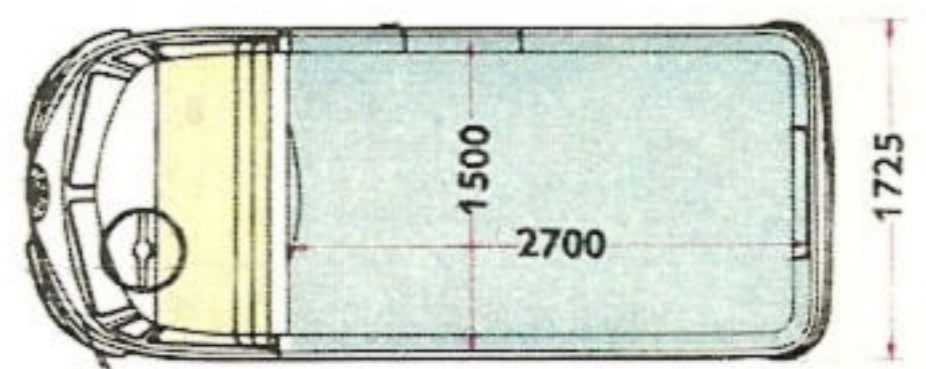
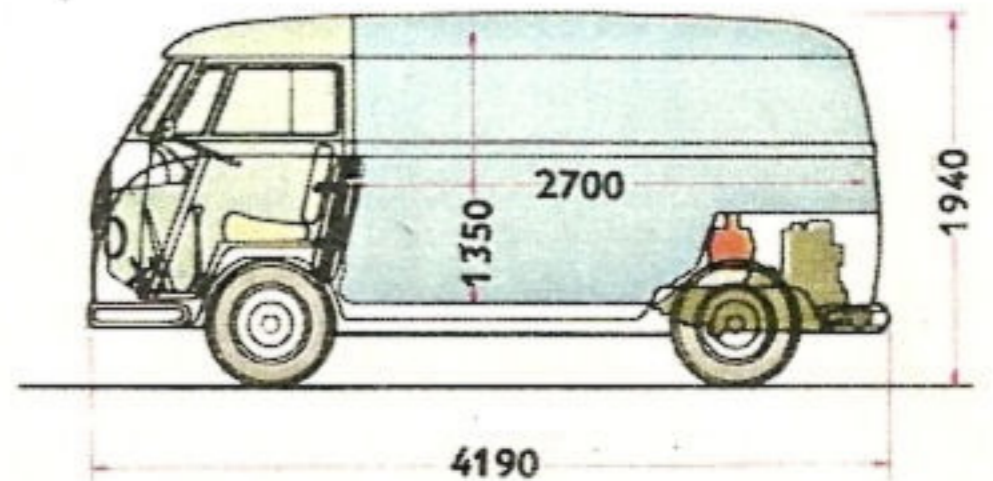
Everything required for careful transportation of two or even four patients is supplied as standard equipment: two stretchers, one chair for the transport of patients, two folding seats, cupboards and shelves, good lighting, adjustable heating and special ventilation, buzzer system, hygienic, white leatherette trimming of walls, linoleum flooring, frosted-glass windows, and a hinged platform in the rear to facilitate loading of stretchers.



A partition wall fitted with sliding windows separates the driver's cab from the bright patients' compartment, which is located in the best-sprung part of the vehicle.

SPECIFICATIONS

			Pick-up without tarpaulin	Delivery Van	Kombi	Micro Bus	Micro Bus De Luxe	Am- bulance
Weights:	Net weight	lb.	2094	2028	2072	2392	2392	2613
	Unladen weight	lb.	2315 ¹⁾	2249 ¹⁾	2293 ¹⁾	2447	2447	2668
	Payload	lb.	1764	1830	1786	1632	1632	1411
	Max. total weight	lb.	4079	4079	4079	4079	4079	4079
	Number of seats		3	3	3 ²⁾	8	8	7
Overall Dimensions:	Length	in.	165.0	165.0	165.0	165.0	166.1	165.0
	Width	in.	67.3	67.9	67.9	67.9	68.9	67.9
	Height	in.	75.6	76.4	76.4	76.4	76.4	76.4
Other Dimensions:								
	Double side doors (clearance)							
Width	in.	—	46.1	46.1	46.1	46.1	46.1	46.1
	Height	in.	—	47.2	47.2	47.2	47.2	47.2
Rear flap (clearance)								
	Width	in.	—	35.4	35.4	35.4	35.4	34.7
Height	in.	—	28.7	28.7	28.7	28.7	27.7	
Load area to ground (unladen)	Front	in.	38.6	19.7	19.7	19.7	19.7	19.7
	Ground clearance	in.	9.5	9.5	9.5	9.5	9.5	9.5
Interior Dimensions:								
	Load-carrying or passenger space							
	Mean length	in.	102.4	106.3	106.3			
	Mean width	in.	61.8	59.1	59.1	Passenger space for 6 persons		
	Mean height	in.	14.8	53.2	53.2			
Loading area	sq.ft.	45	—	—				
Loading space	cu.ft.	—	170	170				



Dimensions in millimeters

MISCELLANEOUS:

General data: Tools and jack under, spare wheel behind, driver's seat - Wrap-around bumpers front and rear - Push-pull type knob for fuel reserve to be operated in the cab.
 Large rear flap on all models with the exception of the VW Pick-up.
 VW PICK-UP with auxiliary load space under the main loading area (available with bows and tarpaulin at extra price).
 VW DELIVERY VAN with hinged double doors on the right (doors available on both sides at extra price).


¹⁾ incl. driver ²⁾ with passenger seats: 8

VW KOMBI, with and without seating accommodation, for conveyance of passengers and goods respectively (also available with sun roof — Gold type — at extra price).
 VW MICRO BUS accommodating 8 persons, including the driver. Luggage space 27.6 x 57.1 x 31.5 in. = 28 cu.ft. (Sun roof — Golde type — available at extra price).
 VW MICRO BUS DE LUXE with Golde sun roof, all-round windows and sky lights. Luggage space 27.6 x 57.1 x 31.5 in. = 28 cu.ft.
 VW AMBULANCE with 2 stretchers and additional seat for patient.


- ① Maximum and cruising speed 50 m.p.h. = 80 km/h.
- ② Climbs up to 24 %
- ③ Turning radius 6 m (19.7 ft.)
- ④ Payload 1830 lb.
- ⑤ 30 m.p.g.



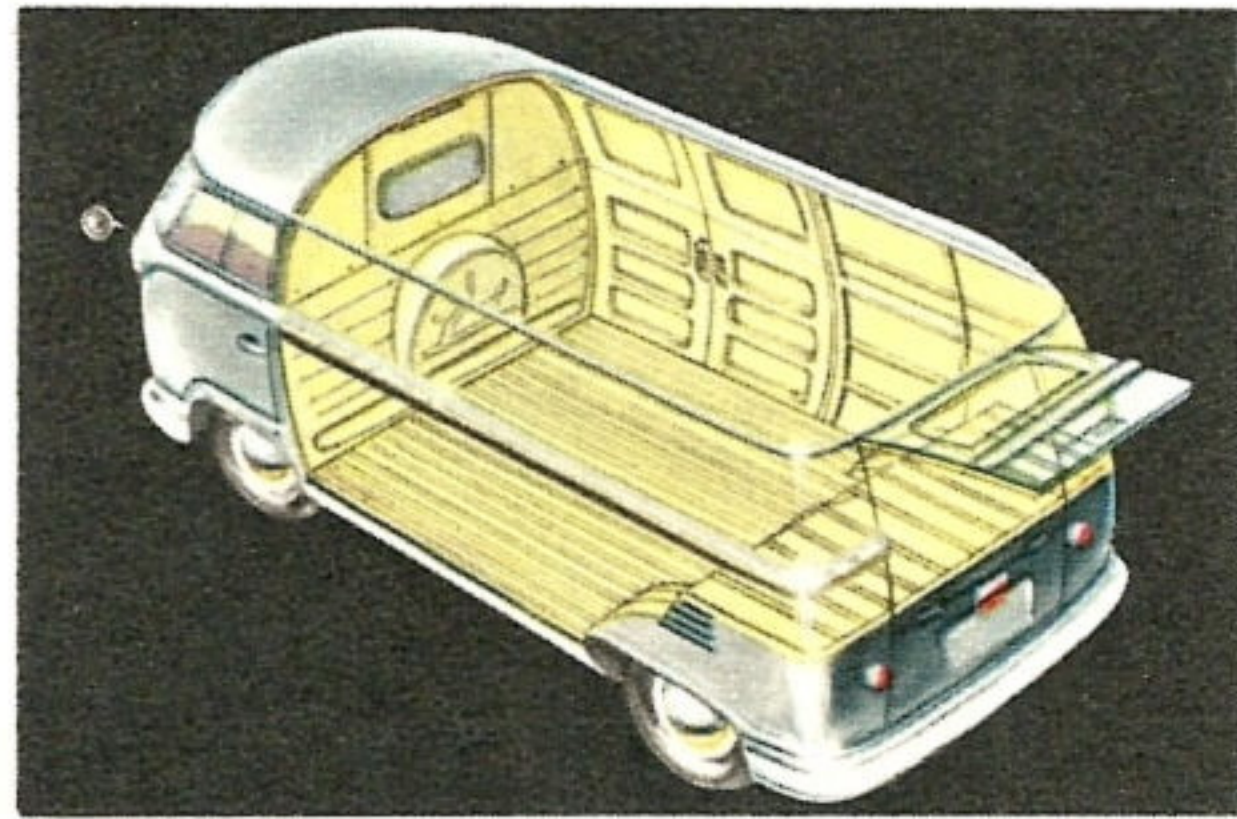
①



②



③



④



⑤

SPECIFICATIONS



VOLKSWAGENWERK GMBH · WOLFSBURG
WESTERN GERMANY

ENGINE

Type	4-cylinder, 4-stroke internal combustion engine at rear
Cylinder arrangement	Horizontally opposed
Measurements	Bore 3.031 in. (77 mm) / Stroke 2.520 in. (64 mm) Displacement 72.740 cu. in. (1192 c.c.)
Compression ratio	6.6
Valves	Overhead type
S.A.E. rating	36 h.p. at 3700 r.p.m.
Piston speed	1358 ft. per min. (7 m/sec.) at 3300 r.p.m. = 50 m.p.h.
Lubrication	Pressure type (employing gear pump) with oil cooler
Fuel pump	Diaphragm type
Carburetor	Downdraft type with accelerating pump
Air cleaner	Oil bath type
Cooling system	Air cooling by fan, automatically controlled by thermostat

CLUTCH

Type Single dry plate

TRANSMISSION

4 forward speeds, 1 reverse; synchromesh on 2nd, 3rd and 4th gears

Gear ratios	1st 3.60 : 1	2nd 1.88 : 1	Reverse 4.63 : 1
	3rd 1.23 : 1	4th 0.82 : 1	

FINAL DRIVE

Power transmitted through spiral bevels and bevel gear differential via swinging half axles and spur reduction gears to rear wheels

Ratio 6.2 : 1

CHASSIS

Front suspension	Two laminated torsion bar springs
Rear suspension	One round torsion bar spring on each side
Shock absorbers	Front and rear: double-acting telescopic type
Steering	ZF-Ross type, hydraulic steering damper
Turning radius	19.7 ft. (6 m) approx.
Foot brake	Hydraulic type (Lockheed) acting on all wheels
Hand brake	Mechanical type acting on rear wheels
Wheels	4.50 K x 15, drop-center rim
Tires	6.40 — 15
Wheelbase	94.5 in (2400 mm)
Track	Front: 53.9 in. (1370 mm) Rear: 53.5 in. (1360 mm)
Tank capacity	8.75 Imp. gallons (10.6 U.S. gallons) including 1.1 Imp. gallon (1.3 U.S. gallon) in reserve

PERFORMANCE

Fuel consumption	30 m.p.g. (Imp.) 25 m.p.g. (U. S.) (average)
Max. and cruising speed	50 m.p.h. at 3300 r.p.m.
Climbing ability	1st gear 24 % (13.5°) 2nd gear 12 % (6°)
	3rd gear 7.5 % (4.5°) 4th gear 4 % (2.5°)

DISTRIBUTED BY:

PRECISION MOTOR CARS
8949 WILSHIRE BLVD.
BEVERLY HILLS, CALIF.
CR. 4-3257 BR. 2-7241